











Canvas® Icons

Icons are used throughout the Canvas interface to ensure consistency. This document provides the key to the icons used, their meaning, and purpose when used in various locations in Canvas.

Icon	Icon Name	Icon Meaning	Icon Purpose
	Assignment	Identifies assignments and, in some cases, represents any graded coursework	<ol style="list-style-type: none"> 1) Assignments Page- Indicates an assignment on the Assignments page 2) Calendar- Indicates an assignment with due dates 3) Course Dashboard- Links directly to the Assignments page 4) New Analytics- Indicates an assignment in the Course Grade charts 5) Syllabus- Indicates any type of graded assignment (assignment, quiz, discussion) in the Syllabus 6) Modules- Indicates an assignment added to the module 7) Gradebook- Indicates an assignment that needs grading or review by the instructor
	Attachment	Identifies files	Indicates there is a file to download or view
	Discussion	Identifies discussions and comments	<ol style="list-style-type: none"> 1) Assignments Page- Indicates a discussion on the Assignments page 2) Calendar- Indicates discussions with due dates 3) Course Dashboard- Links directly to the Discussions page, and a numbered badge indicates new posts 4) New Analytics- Indicates a discussion in the Course Grade charts 5) Modules- Indicates a discussion added to the module
	External Tool	Identifies External Tool components	Indicates the presence of External Tool content
	Page	Identifies pages, file uploads, and assignments	<ol style="list-style-type: none"> 1) Assignments Page- Indicates a page with a to-do date 2) Calendar- Indicates a page with a to-do date
	Quiz	Identifies quizzes	<ol style="list-style-type: none"> 1) Assignments Page- Indicates a quiz on the Assignments page 2) Calendar- Indicates quiz with due dates 3) Course Dashboard- Indicates a quiz with due dates within the next 7 days in the Coming Up pane 4) New Analytics- Indicates a quiz in the Course Grade charts 5) Modules- Indicates a quiz added to the module 6) Quizzes- Indicates a quiz on the Quizzes page

	Visibility	Identifies the visibility of components	The eye with a slash through it indicates content is hidden from student view. An open eye indicates content is visible to student view.
	Warning	Identifies items that need attention	This indicates a review is needed. Select the warning for specific information.
	Edit	Identifies a component to edit	Indicates a component can be edited.
	Delete	Identifies a component to delete	Indicates a component can be deleted. Reminder: This action cannot be undone.